

## Milton & Prescott

These printable are shared for personal use without cost in the hope that they will positively impact the children who use them.

Please be respectful of work shared on **Milton & Prescott** by ...

- Directing colleagues and others interested in this resource to [miltonandprescott.com](http://miltonandprescott.com) to download their free copy.
  - Giving proper credit for the work to **Milton & Prescott**.
- Providing links to [miltonandprescott.com](http://miltonandprescott.com) when referencing resources we have available.
  - Not selling **Milton & Prescott** work in any fashion, credited or otherwise.
  - Not posting **Milton & Prescott** work on another site.

Art work is provided by [creativeclips.com](http://creativeclips.com), [whismyclips.com](http://whismyclips.com), educclips and Microsoft Office



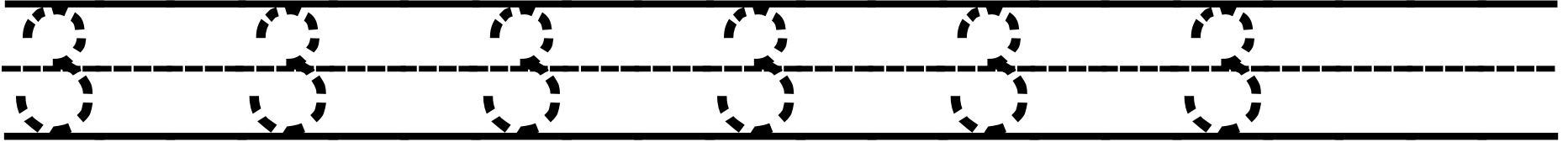
*Milton & Prescott, where we share what we have, to make a positive impact on young children.*

Name \_\_\_\_\_

Focus Number 3

# Focus Number 3

Trace the number.

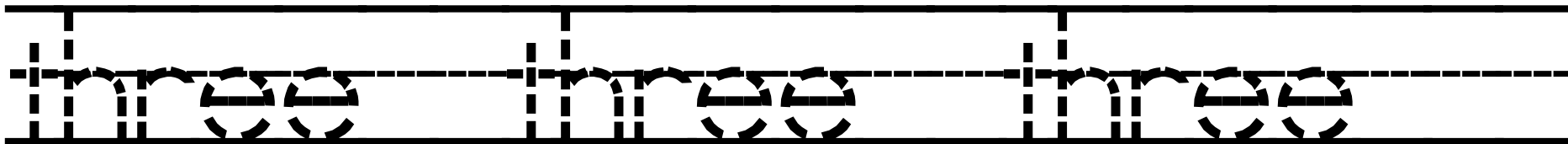


Write the number 6 times.


A blank three-line grid for writing the number 3. The grid consists of a solid top line, a dashed middle line, and a solid bottom line.

Use the ten frame to make the number:



Trace the number word.



Write the number word 3 times.



Draw tallies to show the number:



Color the number orange.

