

Name _____

Colors

Gray or Not Gray Sort

Look at the pictures on the attached page. Find and color the six pictures that are usually gray. Cut out the pictures you colored and glue them on the thumbs up side. Glue the other pictures on the thumbs down side.


Gray




Not Gray



Gray Not Gray




Gray Not Gray




Picture Code

Gray Pictures: rhino, fork, mouse, elephant, crayon, shark



Not Gray Pictures: grapes, snake, hat, blue jeans, cheese, heart



Milton & Prescott

These printables are shared for personal use, without cost, in the hope that they will positively impact the children who use them.

Please be respectful of work shared on **Milton & Prescott** by ...

- Directing colleagues and others interested in this resource to miltonandprescott.com to download their free copy.
- Giving proper credit for the work to **Milton & Prescott**.
- Providing links to miltonandprescott.com when referencing resources we have available.
- Not selling **Milton & Prescott** work in any fashion, credited or otherwise.
 - Not posting **Milton & Prescott** work on another site.

Art work is provided by [Creative Clips](http://CreativeClips.com), whimsyclips.com and edu-clips.com.



Milton & Prescott, where we share what we have, to make a positive impact on young children.