

Name \_\_\_\_\_

Colors

## Black or Not Black Sort

Look at the pictures on the attached page. Find and color the six pictures that are usually black. Cut out the pictures you colored and glue them on the thumbs up side. Glue the other pictures on the thumbs down side.


**Black**



**Not Black**




Black Not Black Sort



Colors


Black Not Black Sort




Black

## Picture Code

**Black Pictures:** spider, boots, sunglasses, cat, hat, crayon



**Not Black Pictures:** whale, snowflake, pear, carrot, pretzel, grapes



## Milton & Prescott

These printables are shared for personal use, without cost, in the hope that they will positively impact the children who use them.

Please be respectful of work shared on **Milton & Prescott** by ...

- Directing colleagues and others interested in this resource to [miltonandprescott.com](http://miltonandprescott.com) to download their free copy.
- Giving proper credit for the work to **Milton & Prescott**.
- Providing links to [miltonandprescott.com](http://miltonandprescott.com) when referencing resources we have available.
- Not selling **Milton & Prescott** work in any fashion, credited or otherwise.
  - Not posting **Milton & Prescott** work on another site.

Art work is provided by [Creative Clips](http://CreativeClips.com), [whimsyclips.com](http://whimsyclips.com) and [edu-clips.com](http://edu-clips.com).



**Milton & Prescott**, where we share what we have, to make a positive impact on young children.